



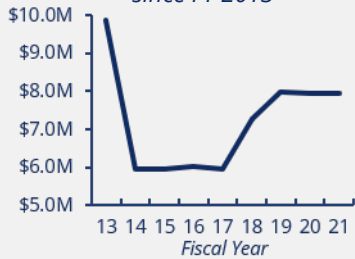
Office of the Assistant Secretary for
Preparedness & Response

**HOSPITAL
PREPAREDNESS
PROGRAM**

GEORGIA

HPP FUNDING


19% decrease in funding
since FY 2013



HPP HIGHLIGHTS

- Georgia (GA) uses HPP funding to build and expand its preparedness and response network to support its nearly four million residents.
- The GA Department of Public Health (DPH) conducted outreach to community members to generate increased awareness of health care coalitions (HCCs), ultimately increasing membership of long-term care facilities in HCCs.
- GA DPH enhanced its HCCs' ability to host virtual meetings by using one program, which ultimately increased information sharing.

**HCC CORE
MEMBER
PARTICIPATION**



of acute care hospitals



of emergency medical services



of public health agencies



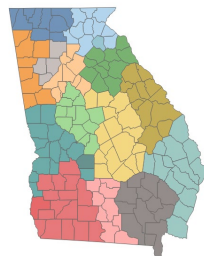
of emergency management agencies

HPP SPOTLIGHT ON PREPAREDNESS

GA DPH, in conjunction with Children's Healthcare of Atlanta, identified the need for additional support regarding the safe movement of pediatric patients using emergency medical services (EMS). The state conducted a survey of restraint devices, or devices used to physically restrain a child, that are currently in use and certified for pre-hospital care. GA DPH then used HPP funding to purchase over 50 EMS restraint devices, which were distributed to EMS entities throughout the state.

COVID-19 RESPONSE

- GA DPH decreased the spread of COVID-19 in health care facilities by providing infection control supplies and equipment to HCCs throughout the state.
- The GA DPH/Georgia Emergency Management Agency expanded the scope of its emergency management software to include essential elements of information reporting for health care facilities. The platform provides a state-level view of bed availability, COVID-19 case counts, personal protective equipment, and staffing and equipment gaps.



14

Health Care Coalitions

OTHER ASPR HEALTH CARE READINESS PROGRAMS & ACTIVITIES

- 1** Regional Ebola and Other Special Pathogen Treatment Center
- 3** Special Pathogen Treatment Centers

- 1** Regional Disaster Health Response System Demonstration Site
- 1** National Emerging Special Pathogens Training and Education Center Institution

FY20 end-of-year data, HCC count, and map as of 6/30/2021. Participation rate equals # of HCC member organizations divided by the total # of organizations in GA.