



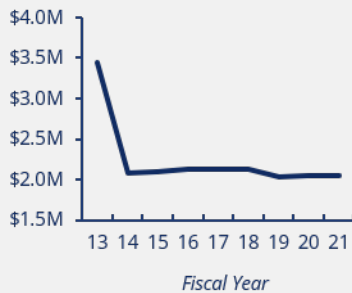
Office of the Assistant Secretary for  
**Preparedness & Response**

**HOSPITAL  
PREPAREDNESS  
PROGRAM**

**IOWA**

**HPP FUNDING**

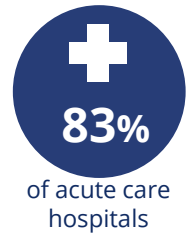
**40% decrease in funding**  
*since FY 2013*



**HPP HIGHLIGHTS**

- Iowa (IA) uses HPP funding to build and maintain a strong emergency preparedness and response foundation for the state's 3.2 million residents.
- The Iowa Department of Public Health (IDPH) addressed health care coalition (HCC) documentation and National Incident Management System (NIMS) compliance through virtual site inspections.
- The IDPH coordinated with Iowa's regional medical coordination centers to ensure 100% compliance with all required U.S. Department of Health and Human Services and Centers for Medicare & Medicaid Services data elements.

**HCC CORE MEMBER PARTICIPATION**

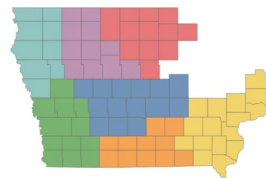


**SPOTLIGHT ON PREPAREDNESS**

Iowa established six Regional Medical Coordination Centers (RMCCs), responsible for providing situational awareness regarding space, staffing, and supplies for both hospitals and long-term care facilities across the state. RMCCs sent out daily surveys to gather data, which was then validated to provide regional touchpoints to facilities for resource coordination. The data was used to inform updates to the public as well as develop detailed status reports which were made available to local public health organizations, emergency management, hospitals, and HCCs.

**COVID-19 RESPONSE**

- IDPH used several successful distribution methods throughout the COVID-19 response with a regional distribution model that utilizes local emergency management associations for transport.
- IDPH utilized the Iowa Statewide Emergency Registry of Volunteers system to enable long-term care facility staff shortage reporting throughout the pandemic.
- IDPH staff participated in meetings with partners across state lines for border hospital planning and situational awareness.
- IDPH contracted with a staffing service to bring additional staffing resources to IA's hospitals statewide.



**OTHER ASPR HEALTH CARE READINESS PROGRAMS AND ACTIVITIES**



FY20 end-of-year data and HCC count as of 6/30/2021. Participation rate equals # of HCC member organizations divided by the total # of organizations in IA.