



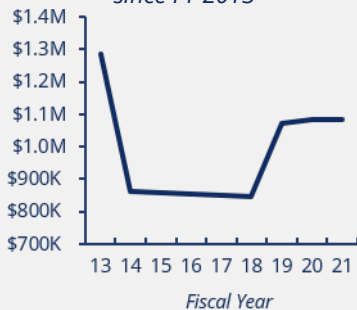
Office of the Assistant Secretary for
Preparedness & Response

**HOSPITAL
PREPAREDNESS
PROGRAM**

SOUTH DAKOTA

HPP FUNDING

16% decrease in funding
since FY 2013



HIGHLIGHTS

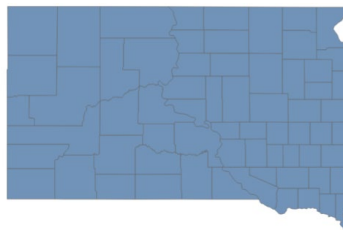
- South Dakota (SD) uses HPP funding to build and maintain a strong emergency preparedness and response foundation for the state's nearly 890,000 residents.
- The SD Department of Health (SD-DOH) supported emergency radio communications for hospitals and emergency medical services by upgrading radios to be Project 25 compliant.
- The SD-DOH updated its crisis standards of care plan through in-depth and thoughtful conversations with subject matter experts.

SPOTLIGHT ON PREPAREDNESS

SD-DOH used the State Emergency Registry of Volunteers for South Dakota platform to send out a call to action for volunteers in preparation for vaccine delivery, resulting in an increase of 2,000 volunteers. These volunteers were all credentialed to confirm their ability to serve in a medical role in a great demonstration of community support and engagement. When vaccination efforts were first underway, one avenue that was considered was to have community points of dispensing (PODs) administer vaccinations, so it was necessary to establish strong volunteerism to help with PODs.

COVID-19 RESPONSE

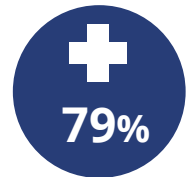
- SD-DOH partnered with their statewide HCC to build and strengthen relationships with tribal nations by collaborating on planning, preparedness, and response activities.
- SD-DOH established a team structure to help address specific functions and coordination requirements that aligned with specific stakeholder communities.
- The Office of Public Health Preparedness and Response's surplus equipment cache alleviated the difficulties associated with ordering equipment due to demand and supply chain issues.



1

**Health Care
Coalition**

**HCC CORE
MEMBER
PARTICIPATION**



of acute care hospitals



of emergency medical services



of public health agencies



of emergency management agencies

FY20 end-of-year data and HCC count as of 6/30/2021. Participation rate equals # of HCC member organizations divided by the total # of organizations in SD.